



testo · Smart Probes

Instruction manual



1	Contents	3
1	Contents	3
2	Safety and the environment	5
	2.1. About this document	5
	2.2. Ensure safety	6
	2.2.1. Safety and the testo 510i/605i/915i	6
	2.2.2. Safety and the testo 605i	6
	2.2.3. Safety and the testo 549i/552i	6
	2.2.4. Safety and the testo 805i	7
	2.2.5. Safety and the testo 552i	7
	2.3. Protecting the environment	7
3	Specifications	8
4	Product description	9
	4.1. Overview of Smart Probes	9
	4.2. LED status	9
5	First steps	10
	5.1. Switching on/off	10
	5.1.1. Switching on	10
	5.1.2. Switching off	10
	5.2. Establishing Bluetooth® connection	10
	5.3. Transmitting readings	11
6	Using the App	12
	6.1. Overview of operating controls	12
	6.2. App options	12
	6.2.1. Set "Language"	12
	6.2.2. Display Tutorial	13
	6.2.3. Display App Info	13
	6.3. Application menus	13
	6.3.1. Selecting the application menu	13
	6.3.2. Setting favourites	13
	6.3.3. Displaying information about an application	13
	6.4. Smart Probe settings	14
	6.5. testo 115i/915i - Surface increment	15
	6.6. List, graphic diagram and table view	16
	6.7. Settings view	16
	6.8. Exporting readings	17

	6.8.1. Excel (CSV) Export.....	18
	6.8.2. PDF Export.....	18
7	Maintaining the product	19
	7.1. Maintaining Smart Probes.....	19
	7.2. Smart Probes App.....	19
8	Tips and assistance.....	20
	8.1. Questions and answers	20
	8.2. Accessories and spare parts.....	20
9	Technical data.....	21
	9.1. Bluetooth module.....	21
	9.2. General technical data	21
	9.2.1. testo 905i.....	21
	9.2.2. testo 410i.....	22
	9.2.3. testo 405i.....	22
	9.2.4. testo 549i.....	23
	9.2.5. testo 805i.....	24
	9.2.6. testo 605i.....	25
	9.2.7. testo 510i.....	26
	9.2.8. testo 115i.....	26
	9.2.9. testo 915i.....	27
	9.2.10. testo 552i.....	28
10	Certifications.....	30



2 Safety and the environment

2.1. About this document

Use

- > Please read this documentation through carefully and familiarize yourself with the product before putting it to use. Pay particular attention to the safety instructions and warning advice in order to prevent injuries and damage to the products.
- > Keep this document to hand so that you can refer to it when necessary.
- > Hand this documentation on to any subsequent users of the product.

Symbols and writing standards

Representation	Explanation
	Warning advice, risk level according to the signal word: Warning! Serious physical injury may occur. Caution! Slight physical injury or damage to the equipment may occur. > Implement the specified precautionary measures.
	Note: Basic or further information.
1. ...	Action: more steps, the sequence must be followed.
2. ...	
> ...	Action: a step or an optional step.
- ...	Result of an action.
Menu	Elements of the instrument, the instrument display or the program interface.
[OK]	Control keys of the instrument or buttons of the program interface.
... ...	Functions/paths within a menu.
"..."	Example entries

2.2. Ensure safety

- > Do not operate the instrument if there are signs of damage at the housing, mains unit or feed lines.
- > Do not perform contact measurements on non-insulated, live parts.
- > Do not store the product together with solvents. Do not use any desiccants.
- > Carry out only the maintenance and repair work on this instrument that is described in the documentation. Follow the prescribed steps exactly. Use only original spare parts from Testo.
- > Dangers may also arise from the systems being measured or the measuring environment: Note the safety regulations valid in your area when performing the measurements.

2.2.1. Safety and the testo 510i/605i/915i

- Magnetic field
- May be harmful to those with pacemakers.
- > Keep a minimum distance of 10 cm between pacemaker and instrument.

2.2.2. Safety and the testo 605i

- Not for condensing atmospheres. For continuous application in high humidity (> 80 %RH at ≤ 30 °C for > 12 h, > 60 %RH at > 30 °C for > 12 h), contact us via www.testo.com.
- The sensor must not be exposed to volatile chemicals such as solvents (e.g. ketene, ethanol, isopropyl alcohol, toluene) or organic compounds, especially in high concentrations and corresponding gases, over a prolonged period of time.

2.2.3. Safety and the testo 549i/552i

- Risk of injury due to pressurized, hot, cold or toxic refrigerants/media!
- > Only to be used by qualified staff.
- > Wear protective goggles and safety gloves.
- > Before applying pressure to the measuring instrument: always fix the instrument tightly onto the pressure connection
- > Comply with the permissible measuring range (0 to 60 bar). Pay particular attention to this in systems with R744 refrigerant, since these are frequently operated at higher pressures!

- > Use with A2L refrigerants
Testo measuring instruments (as of July 2020) can be used in compliance with the prescribed laws, standards, directives and safety regulations for refrigeration systems and refrigerants as well as regulations of the manufacturers of refrigerants of safety group A2L as per ISO 817.
Regional standardization and interpretation must always be observed.
For example, DIN EN 378-Part 1-4 applies to the scope of the EN standards.
During maintenance work, the employer must ensure that a hazardous explosive atmosphere is prevented (see also TRBS1112, TRBS2152 VDMA 24020-3).
A hazardous and potentially explosive atmosphere must be anticipated during maintenance and repair work on refrigeration systems with flammable refrigerants (e.g. those of category A2L and A3).
Maintenance, repairs, removal of refrigerants and commissioning of systems may only be carried out by qualified personnel.

2.2.4. Safety and the testo 805i

- Laser radiation! Class 2 laser
- > Do not look into the laser beam!

2.2.5. Safety and the testo 552i

- The testo 552i Smart Probe must not be connected if the pressure is higher than 5 bar. Otherwise, damage may occur.

2.3. Protecting the environment


- > Dispose of faulty rechargeable batteries/spent batteries in accordance with the valid legal specifications.
- > At the end of its useful life, send the product to the separate collection for electric and electronic devices (observe local regulations) or return the product to Testo for disposal.

3 Specifications

Testo Smart Probes are different hand-held measuring instruments for various applications that communicate with your mobile terminal devices by means of an app. The respective Smart Probe performs the measurement and is operated by your mobile terminal device. The various Smart Probes allow you to measure the temperature, humidity, flow, and volume flow at the outlet, or perform pressure, differential pressure, and non-contact temperature measurements in the duct.

4 Product description

4.1. Overview of Smart Probes




- 1 Measuring unit
- 2 LED
- 3 Key
- 4 Battery compartment (at the back)
- 5 Direction of flow testo 405i / testo 410i (not shown)
(An arrow on the top of the housing displays the direction of flow in which the measuring instrument has been calibrated and which achieves the best measurement results. Please note the direction of flow during usage.)

4.2. LED status

LED status	Meaning
Flashing red	Low battery status
Flashing yellow	<ul style="list-style-type: none"> • Smart Probe is switched on. • Smart Probe is searching for a BT connection, but is not connected.
Flashing green	<ul style="list-style-type: none"> • Smart Probe is switched on. • Bluetooth is connected.

5 First steps

5.1. Switching on/off



5.1.1. Switching on

1. Pull the film out of the battery compartment.
2. Press the button on your Smart Probe.
 - The Smart Probe switches on.

5.1.2. Switching off

1. Press and hold the button on your Smart Probe.
 - The Smart Probe switches off.

5.2. Establishing Bluetooth® connection



You need a tablet or smartphone with the Testo SMART App already installed on it to be able to establish a Bluetooth connection.

You can get the App for iOS instruments in the App Store or for Android instruments in the Play Store.

Compatibility:

- requires iOS 12.0 or later/Android 6.0 or later
- requires Bluetooth 4.2

✓ The Testo SMART App is installed on your terminal device and ready for use.

1. Press the button on the Smart Probe.
 - The Smart Probe switches on.
 - The LED flashes yellow while connecting via Bluetooth and then flashes green once the connection is established.

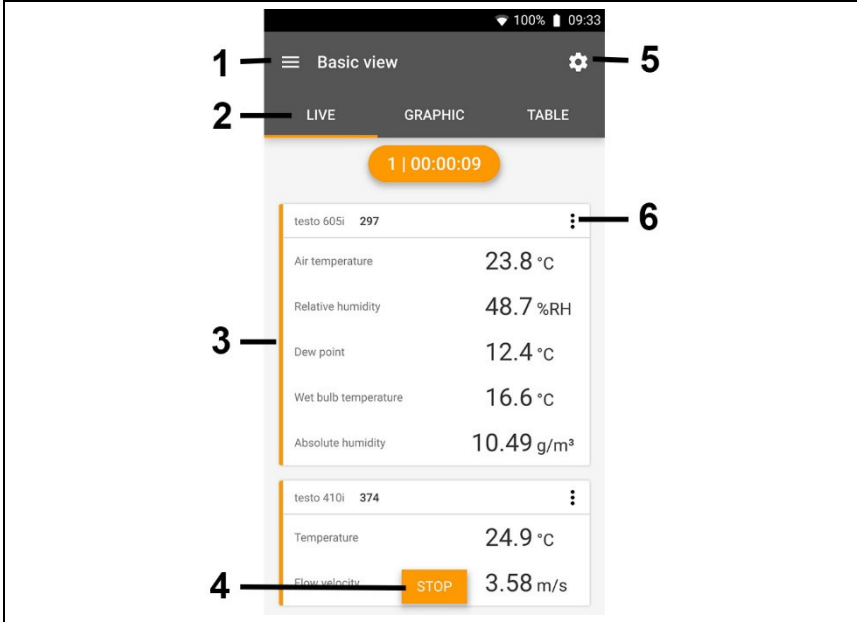
- The connection between the Smart Probe and your mobile terminal device is established.




5.3. Transmitting readings

- ✓ The Smart Probe is switched on and connected to your mobile terminal device via Bluetooth.
- The current readings are automatically displayed in the App.

6 Using the App


6.1. Overview of operating controls



- 1  Choice of applications.
- 2 Switch between the views (list, graphic diagram, table)
- 3 Display of connected Smart Probes including readings
- 4 Start/stop
- 5  Measurement configuration (the menu changes depending on the Smart Probe connected and the application selected)
- 6  Smart Probe configuration

6.2. App options

6.2.1. Set “Language”

1. Tap  -> **Settings** -> **Language**.
 - A selection list is displayed.
2. Tap the required language.
 - The language has been changed.

6.2.2. Display Tutorial



The **Tutorial** guides you through the first steps when operating the Testo SMART App.

1. Tap -> **Help & Information** -> **Tutorial**
 - The **Tutorial** is displayed. In **Tutorial**, swipe to display the next page.
2. Tap X to close the **Tutorial**.

6.2.3. Display App Info



In App Info you can find the version number of the installed App.

1. Tap -> **Help & Information** -> **Instrument information**
 - The App's version number is displayed, as well as the ID.

6.3. Application menus

6.3.1. Selecting the application menu

1. Press .
- A selection of menus for various applications is displayed.
2. Select the required application.
 - The selection disappears and your selected application is displayed.

6.3.2. Setting favourites

1. Press .
- A selection of applications is displayed.
2. Press next to the application that you would like to designate as a favourite.
 - The asterisk is displayed in orange .

6.3.3. Displaying information about an application


1. Press .
- A selection of applications is displayed.
2. Press .
 - The information about an application is displayed.


6.4. Smart Probe settings



If the readings fluctuate wildly, it is advisable to damp the readings.

- ✓ The probe is connected to the SMART App.

- 1 Click on .
- ▶ Main menu opens.

- 2  Click on **Sensors**.
- ▶ The Sensors menu opens.

- 3 Click on the required sensor.
- ▶ Information is displayed about the model, order number, serial number and firmware version.

- 4 Click on the **Settings** tab.
- ▶ The settings window opens.

- 5 Enable **Activate damping** using the slider.



- 6 Click on **Average of the measured values**.

- ▶ Window for Average of the measured values opens.
- 7 Enter a value between 2 and 20 seconds.

6.5. testo 115i/915i - Surface increment



Surface probes withdraw heat from the measured surface immediately after the initial contact. This makes the measurement result lower than the true surface temperature without the probe (or the reverse if the surface is colder than the environment). This effect can be corrected by an increment in % of the reading.

- ✓ The probe is connected to the SMART App.
- 1 Click on .
- ▶ Main menu opens.
- 2  Click on **Sensors**.
- ▶ The Sensors menu opens.
- 3 Click on the required sensor.
- ▶ Information is displayed about the model, order number, serial number and firmware version.
- 4 Click on the **Settings** tab.
- ▶ The settings window opens.

5 Click on **Use surface increment**.


6 Enable **Activate surface increment** using the slider.

6.6. List, graphic diagram and table view

The available readings can be displayed in different ways in the various views.


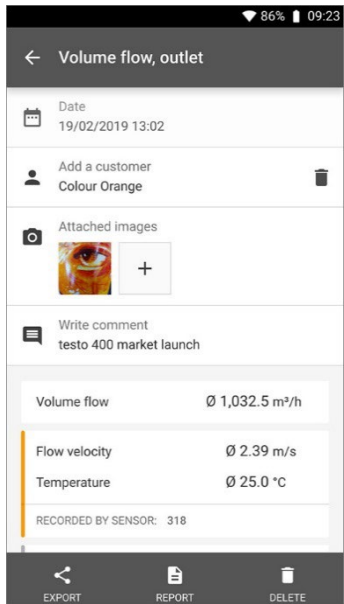


- **List view**
Displays the readings transmitted by the Smart Probe in the form of a list. Readings from all connected Smart Probes are displayed here.
- **Graphic diagram view**
The graphical progression of up to four different readings can be displayed. Tap on a reading above the diagram to select the readings to be displayed.
- **Table view**
In the Table view, all readings are displayed in sequence according to date and time. The different readings from the individual Smart Probes can be selected by pressing ◀ ▶.

6.7. Settings view


1. Press  and select **Edit View**.
 - An overview of parameters is displayed.
2. Deselect the check mark to hide a Smart Probe reading.
3. Press ▼ to select the unit for a reading.
4. Press **OK** to confirm your settings

6.8. Exporting readings


1. Press  -> **Memory** -> **Select measurement.**

	Export	
	Report	
	Delete	

6.8.1. Excel (CSV) Export

1. Press .
- A selection of export options appears.
2. Press **Start export**.
- A selection of sending/export options appears.
3. Select your required sending/export options.

6.8.2. PDF Export

- 1  Click on **Report**.
 - ▶ A selection window is displayed.
- 2 If required, activate the **Create PDF with all readings** button.
- 3 Click on **Create**.



For measurements, please be aware that the option **Create PDF with all readings** is only possible up to 30 pages, due to the resulting file size and number of pages. In the testo DataControl software, however, PDF reports can be created for all measurements without any restrictions.

- ▶ A report containing all the information is created.
 - ▶ A selection window is displayed. The report can be sent via e-mail or Bluetooth®.
- 4 Click on e-mail or Bluetooth®.
- ▶ The report will be sent.

7 Maintaining the product

7.1. Maintaining Smart Probes

Cleaning the instrument

- > Do not use any aggressive cleaning agents or solvents!
- > Mild household cleaning agents or soap suds may be used.
- > If the housing of the instrument is dirty, clean it with a damp cloth.

Keeping connections clean

- > Keep connections clean and free of grease and other deposits, clean with a damp cloth as required.

Ensuring measuring accuracy

- > Testo Customer Service would be glad to further assist you if you so wish.
- > Keep within the permissible measuring range!
- > Calibrate instrument regularly (recommendation: once a year).

7.2. Smart Probes App

The Testo SMART App is kept updated via the Play Store for Android devices and the App Store for iOS devices. Please update the App as soon as a new update is available. We therefore recommend that you do not disable automatic notifications when new updates are available.

8 Tips and assistance

8.1. Questions and answers

Question	Answer
LED flashes red	<ul style="list-style-type: none"> • Batteries are almost spent. • Change batteries.
The instrument switches itself off	<p>Remaining battery capacity insufficient</p> <ul style="list-style-type: none"> > Change the batteries.
--- lights up instead of the measurement parameter display	<ul style="list-style-type: none"> • Outside the permissible measuring range. > Keep within the permissible measuring range. <p>or</p> <ul style="list-style-type: none"> • Sensor is defective > Contact your testo Service department.
The App cannot be found in the store	<ul style="list-style-type: none"> • No correct search terms were entered. > Enter an unambiguous search term, e.g.: "testo Smart Probes" or use the link on the testo website. <p>or</p> <ul style="list-style-type: none"> • Your mobile terminal device does not meet the technical requirements (iOS 12.0 or later, Android 6.0 or later / Bluetooth 4.2 (Low Energy)) > Please check the technical data for your mobile terminal device

8.2. Accessories and spare parts

Designation	Item number
testo Smart Case (Refrigeration) for storing and transporting 2 × testo 115i and 2 × testo 549i, dimensions 250 × 180 × 70 mm	0516 0240
testo Smart Case (Heating) for storing and transporting testo 115i, testo 410i, testo 510i, testo 549i and testo 805i, dimensions 250 × 180 × 70 mm	0516 0270
testo Smart Case (VAC) for storing and transporting testo 405i, testo 410i, testo 510i, testo 605i, testo 805i and testo 905i, dimensions 270 × 190 × 60 mm	0516 0250
testo Smart Case (temperature) for the storage and transportation of testo 915i and plug-in probes, dimensions 250 x 180 x 70 mm	0516 0032

9 Technical data

9.1. Bluetooth module

i The use of the wireless module is subject to the regulations and stipulations of the respective country of use, and the module may only be used in each case in countries for which a country certification has been granted.

The user and every owner undertake to adhere to these regulations and prerequisites for use, and acknowledge that the re-sale, export, import, etc. in particular in, to or from countries without wireless permits, is their responsibility.

9.2. General technical data

i All accuracy specifications apply at a nominal temperature of 22 °C.

9.2.1. testo 905i

Feature	Values
Measuring range	-50 ... 150 °C / -58 ... 302 °F
Accuracy ± 1 digit	± 1 °C / ± 1.8 °F
Resolution	0.1 °C / 0.1 °F
Measurement rate	1/sec
Available units of measurement	°C, °F
Storage temperature	-20 ... 60 °C / -4 ... 140 °F
Operating temperature	-20 ... 50 °C / -4 ... 122 °F
Battery type	3 micro batteries AAA
Battery life	150 h
Dimensions	222 mm × 30 mm × 24 mm Probe shaft length 100 mm Probe shaft diameter 4 mm
Directives, standards and tests	EU guideline: 2014/30/EU RED: 2014/53/EU RoHS: 2011/65/EU + (EU) 2015/863

9.2.2. testo 410i

Feature	Values
Measuring range	0.4 ... 30 m/s / 80 ... 5,900 fpm -20 ... 60 °C / -4 ... 140 °F
Accuracy ± 1 digit	±(0.2 m/s + 2 % of m.v.) (0.4 ... 20 m/s) ±(40 fpm + 2 % of m.v.) (80 ... 4,000 fpm) ±0.5 °C / ±0.9 °F
Resolution	0.1 °C / 0.1 °F 0.1 m/s / 1 fpm
Measurement rate	1/sec
Available units of measurement	°C, °F, m/s, fpm, m³/h, cfm, l/s
Storage temperature	-20 ... 60 °C / -4 ... 140 °F
Operating temperature	-20 ... 50 °C / -4 ... 122 °F
Battery type	3 micro batteries AAA
Battery life	130 h
Dimensions	154 mm × 43 mm × 21 mm 30 mm vane diameter
Directives, standards and tests	EU guideline: 2014/30/EU RED: 2014/53/EU RoHS: 2011/65/EU + (EU) 2015/863

9.2.3. testo 405i



Depending on the point of use, the ambient pressure (default value 1.013 hPa) must be entered in the SMART App so that the air pressure can be compensated. Otherwise, errors of measurement may occur.

Feature	Values
Measuring range ¹	0 ... 30 m/s / 0 ... 5,900 fpm -20 ... 60 °C / -4 ... 140 °F

¹ Please switch on the Smart Probe in the following ambient conditions: > 10 °C, air velocity 0 m/s = protective cap closed to enable the sensor to heat up.

Feature	Values
Accuracy ± 1 digit	$\pm(0.1 \text{ m/s} + 5 \% \text{ v. Mw})$ (0 ... 2 m/s) $\pm(0.3 \text{ m/s} + 5 \% \text{ v. Mw})$ (2 ... 15 m/s) $\pm(0.5 \text{ m/s} + 5 \% \text{ v. Mw})$ (15 ... 30 m/s) $\pm(20 \text{ fpm} + 5 \% \text{ v. Mw})$ (0 ... 394 fpm) $\pm(59 \text{ fpm} + 5 \% \text{ v. Mw})$ (394 ... 3,000 fpm) $\pm(100 \text{ fpm} + 5 \% \text{ v. Mw})$ (3,000 ... 4,900 fpm) $\pm 0.5 \text{ }^\circ\text{C} / \pm 0.9 \text{ }^\circ\text{F}$
Resolution	0.01 m/s / 1 fpm 0.1 $^\circ\text{C} / 0.1 \text{ }^\circ\text{F}$
Measurement rate	1/sec
Available units of measurement	$^\circ\text{C}$, $^\circ\text{F}$, m/s, fpm, m ³ /h, cfm, l/s
Storage temperature	-20 ... 60 $^\circ\text{C} / -4 \dots 140 \text{ }^\circ\text{F}$
Operating temperature	-20 ... 50 $^\circ\text{C} / -4 \dots 122 \text{ }^\circ\text{F}$
Battery type	3 micro batteries AAA
Battery life	15 hrs
Dimensions	200 mm \times 30 mm \times 41 mm Extendible telescope 400 mm Probe shaft diameter 12 mm Probe tip diameter 9 mm
Directives, standards and tests	EU guideline: 2014/30/EU RED: 2014/53/EU RoHS: 2011/65/EU + (EU) 2015/863

9.2.4. testo 549i

Feature	Values
Measuring range	0 to 60 bar (rel) / 0 to 870 psi (rel)
Accuracy ± 1 digit	0.5 % of full scale value
Resolution	0.01 bar / 0.1 psi
Measurement rate	2/sec
Available units of measurement	bar, psi, MPa, kPa
Connection	1 \times 7/16" UNF / 1/4" SAE connection
Overload	65 bar (rel)

9 Technical data

Feature	Values
Storage temperature	-20 ... 60 °C / -4 ... 140 °F
Operating temperature	-20 ... 50 °C / -4 ... 122 °F
Battery type	3 micro batteries AAA
Battery life	130 hrs
Measurable media	CFC, HFC, HCFC, N, H2O, CO2
Dimensions	152 mm x 35 mm x 35 mm
Directives, standards and tests	EU guideline: 2014/30/EU RED: 2014/53/EU RoHS: 2011/65/EU + (EU) 2015/863

9.2.5. testo 805i

Feature	Values
Measuring range	-30 °C to 250 °C / -22 to 482 °F
Accuracy ± 1 digit	±1.5 °C or ± 1.5 % of m.v. (0 ... 250 °C) ±2.0 °C (-20.0 ... -0.1 °C) ±2.5 °C (-30.0 ... -20.1 °C) ±2.7 °F or ± 1.5 % of m.v. (32 ... 482 °F) ±3.6 °F (-4 ... 32 °F) ±4.5 °F (-22 ... -4 °F)
Resolution	0.1 °C / 0.1 °F
Measurement rate	2/sec
Available units of measurement	°C, °F
Connection	7/16" – UNF
Storage temperature	-20 ... 60 °C / -4 ... 140 °F
Operating temperature	-10 ... 50 °C / 14 ... 122 °F
Battery type	3 micro batteries AAA
Battery life	30 hrs
Optics	10:1
Laser marking	Diffraction lens as laser marking (laser circle)
Dimensions	140 mm × 36 mm × 25 mm
Emission level	Adjustable from 0.1 to 1.0

Feature	Values
Directives, standards and tests	EU guideline: 2014/30/EU RED: 2014/53/EU RoHS: 2011/65/EU + (EU) 2015/863

9.2.6. testo 605i



The humidity sensor attains the highest degree of accuracy in temperatures between + 5 °C and + 60 °C and 20 % to 80 % RH. If the instrument is exposed to higher humidity for a long period of time, this can falsify the readings by up to 3 % RH. After 48 hours at 50 % RH ± 10 % and + 20 °C ± 5 °C, the sensor regenerates by itself.

CAUTION

Damage to the humidity probe

- The probe must never be exposed to a humidity level of 100 % RH for longer than 3 days.

Feature	Values
Measuring range	-20 to 60 °C, -4 to 140 °F, 0 to 100% RH
Accuracy ± 1 digit	±0.8 °C (-20 ... 0 °C) / ±1.44 °F (-4 ... 32 °F) ±0.5 °C (0 ... 60 °C) / ±0.9 °F (32 ... 140 °F) ±3.0 % RH (10 % RH ... 35 % RH) ±2.0 % RH (35 % RH ... 65 % RH) ±3.0 % RH (65 % RH ... 90 % RH) ±5.0 % RH (< 10 % RH or > 90 % RH) @ 25 °C ±1 °C Hysteresis: ± 1.0 % RH Long term stability/year: ± 1.0 % RH/year
Resolution	0.1 °F / 0.1 °C 0.1 % RH
Measurement rate	1/sec
Available units of measurement	°C, °F, % RH, °Ctd, °Ftd, wetbulb °C, wetbulb °F
Storage temperature	-20 ... 60 °C / -4 ... 140 °F
Operating temperature	-20 ... 50 °C / -4 ... 122 °F
Battery type	3 micro batteries AAA
Battery life	150 h

9 Technical data

Feature	Values
Dimensions	218 mm × 30 mm × 27 mm Probe shaft length 90 mm
Directives, standards and tests	EU guideline: 2014/30/EU RED: 2014/53/EU RoHS: 2011/65/EU + (EU) 2015/863

9.2.7. testo 510i

Feature	Values
Measuring range	-150 ... 150 hPa / 60 in wc
Accuracy ± 1 digit	±0.05 hPa (0 ... 1.00 hPa) / ±0.02 in wc (0 ... 0.4 in wc) ±0.2 hPa + 1.5 % of m.v. (1.01 ... 150 hPa) ±0.08 in wc + 1.5 % of m.v. (0.41 ... 60 in wc)
Overload	500 hPa
Resolution	0.01 hPa / 0.01 inch wc
Measurement rate	2/sec
Available units of measurement	mbar, hPa, Pa, mmHg, inHg, in WC, psi, mmWC In conjunction with Pitot tube (optional): m/s, fpm, m ³ /h, cfm, l/s
Storage temperature	-20 ... 60 °C / -4 ... 140 °F
Operating temperature	-20 ... 50 °C / -4 ... 122 °F
Battery type	3 micro batteries AAA
Battery life	150 hrs
Dimensions	148 × 36 × 23 mm
Directives, standards and tests	EU guideline: 2014/30/EU RED: 2014/53/EU RoHS: 2011/65/EU + (EU) 2015/863

9.2.8. testo 115i

Feature	Values
Measuring range	-40 ... 150 °C / -58 ... 302 °F
Accuracy ± 1 digit	±1.3 °C (-20 ... 85 °C) ±2.34 °F (-4 ... 185 °F)

Feature	Values
Resolution	0.1 °C / 0.1 °F
Measurement rate	1/sec
Available units of measurement	°C, °F
Storage temperature	-20 ... 60 °C / -4 ... 140 °F
Operating temperature	-20 ... 50 °C / -4 ... 122 °F
Battery type	3 micro batteries AAA
Battery life	150 h
Dimensions	183 mm × 90 mm × 30 mm max. 35 mm pipe diameter
Directives, standards and tests	EU guideline: 2014/30/EU RED: 2014/53/EU RoHS: 2011/65/EU + (EU) 2015/863

9.2.9. testo 915i

Feature	Values
Measuring range: handle (0560 1915)	-60 ... 1,000 °C -76 ... 1,832 °F
Measuring range with TC probe (0602 1093)	-50 ... 400 °C -58 ... 752 °F
Measuring range with TC probe (0602 2093)	-50 ... 350 °C -58 ... 662 °F
Measuring range with TC probe (0602 3093)	-50 ... 400 °C -58 ... 752 °F
Measuring range with TC probe (0602 4093)	-50 ... 400 °C -58 ... 752 °F
Accuracy ± 1 digit: handle (0560 1915)	±(0.5 °C + 0.3 % of m.v.) ±(0.9 °F + 0.3 % of m.v.)
Accuracy ± 1 digit: handle with TC probe (0602 1093)	±1.0 °C (-50 ... 100 °C) ±1 % of m.v. (remaining meas. range) ±1.8 °F (-58 ... 212 °F) ±1 % of m.v. (remaining meas. range)
Accuracy ± 1 digit: handle with TC probe (0602 2093)	±(1.0 + 1 % of m.v.) °C ±(1.8 + 1 % of m.v.) °F

9 Technical data

Feature	Values
Accuracy ± 1 digit: handle with TC probe (0602 3093)	± 1.0 °C (-50 ... 100 °C) ± 1 % of m.v. (remaining meas. range) ± 1.8 °F (-58 °C ... 212 °F) ± 1 % of m.v. (remaining meas. range)
Accuracy ± 1 digit: handle with TC probe (0602 4093)	± 1.0 °C (-30 ... 80 °C) $\pm(0.7 + 1$ % of m.v.)(-50 ... -30 °C) $\pm(0.2 + 1$ % of m.v.) (80 ... 400 °C) ± 1.8 °F (-22 °F ... 186 °F) $\pm(1.3 + 1$ % of m.v.)(-58 °F ... -22 °F) $\pm(0.4 + 1$ % of m.v.)(186 °F ... 752 °F)
Resolution	0.1 °C / 0.1 °F
Available units of measurement	°C, °F
Storage temperature	-20 ... 60 °C / -4 ... 140 °F
Operating temperature	-20 ... 50 °C / -4 ... 122 °F
Battery type	3 AAA batteries
Battery life	150 h
Dimensions of handle	129 x 31 x 31 mm
Directives, standards and tests	EU Directive: 2014/30/EU RED: 2014/53/EU RoHS: 2011/65/EU + (EU) 2015/863
Cable length of plug-in sensor	max. 3 m




















9.2.10. testo 552i



Feature	Values
Measuring range	0 ... 26.66 mbar 0 ... 20,000 microns
Accuracy ± 1 digit	± 10 microns + 10 % of m.v. (100 ... 1,000 microns)
Resolution	1 micron (0 ... 1,000 microns) / 10 microns (1,000 ... 2,000 microns) / 100 microns (2,000 ... 5,000 microns)
Measurement rate	1/sec









Feature	Values
Available units of measurement	bar, psi, MPa, kPa
Storage temperature	-20 ... 50 °C / -4 ... 122 °F
Operating temperature	-10 ... -50 °C / -14 ... 122 °F
	PA66 +30 % GF TPE, P
Protection class	IP 54
Battery type	3 AAA batteries
Battery life	39 h
Connection	7/16" UNF
Dimensions	155 x 35 x 35 mm 6.10 x 1.38 x 1.38 inch
Directives, standards and tests	EU Directive: 2014/30/EU RED: 2014/53/EU RoHS: 2011/65/EU + (EU) 2015/863

10 Certifications

Module Lierda L Series BLE

Product	testo 115i, testo 405i, testo 410i, testo 510i, testo 549i, testo 605i, testo 805i, testo 905i	
Mat.-No.	0560 1115, 0560 1405, 0560 1410, 0560 1510, 0560 1549, 0560 1605, 0560 1805, 0560 1905	
Country	Comments	
Australia		E 1561
Brazil	   00592-16-04701 00606-16-04701 00588-16-04701    (01)07898921395489 (01)07898921395465 (01)07898921395519    00596-16-04701 00577-16-04701 00591-16-04701    (01)07898921395472 (01)07898921395526 (01)07898921395496    00590-16-04701 00597-16-04701 00599-16-04701    (01)07898921395502 (01)07898921395458 (01)07898921395441 <p>"Este equipamento opera em caráter secundário, isto é, não tem direito a proteção contra interferência prejudicial, mesmo de estações do mesmo tipo, e não pode causar interferência a sistemas operando em caráter primário. "</p>	
Canada	Product IC ID: testo 115i IC ID: 12231A-1115 testo 405i IC ID: 12231A-1405 testo 410i IC ID: 12231A-1410 testo 510i IC ID: 12231A-1510	

	<p>testo 549i IC ID: 12231A-1549</p> <p>testo 605i IC ID: 12231A-1605</p> <p>testo 805i IC ID: 12231A-1805</p> <p>testo 905i IC ID: 12231A-1905</p> <p>see IC Warnings</p>
China	<p>CMIID ID:</p> <p>testo 115i CMIIT ID: 2015DP6557</p> <p>testo 405i CMIIT ID: 2015DP6558</p> <p>testo 410i CMIIT ID: 2015DP6612</p> <p>testo 510i CMIIT ID: 2015DP6559</p> <p>testo 549i CMIIT ID: 2015DP6560</p> <p>testo 605i CMIIT ID: 2015DP6561</p> <p>testo 805i CMIIT ID: 2015DP6562</p> <p>testo 905i CMIIT ID: 2015DP6563</p>
Europa + EFTA	<p></p> <p></p> <p>The EU Declaration of Conformity can be found on the testo homepage www.testo.com under the product specific downloads.</p> <p>EU countries: Belgium (BE), Bulgaria (BG), Denmark (DK), Germany (DE), Estonia (EE), Finland (FI), France (FR), Greece (GR), Ireland (IE), Italy (IT), Latvia (LV), Lithuania (LT), Luxembourg (LU), Malta (MT), Netherlands (NL), Austria (AT), Poland (PL), Portugal (PT), Romania (RO), Sweden (SE), Slovakia (SK), Slovenia (SI), Spain (ES), Czech Republic (CZ), Hungary (HU), United Kingdom (GB), Republic of Cyprus (CY).</p> <p>EFTA countries: Iceland, Liechtenstein, Norway, Switzerland</p>
Hongkong	Authorized
Japan	testo 115i

	<p>  204-540016 testo 405i </p> <p>  204-540017 testo 410i </p> <p>  204-540018 testo 510i </p> <p>  204-540019 testo 549i </p> <p>  204-540020 testo 605i </p> <p>  204-540021 testo 905i </p> <p>  204-540023 see Japan Information </p>
<p>Korea</p>	<p>  </p> <p> testo 115i Certification No. MSIP-CRM-Toi-115i testo 405i Certification No. MSIP-CRM-Toi-405i </p>

	<p>testo 410i Certification No. MSIP-CRM-Toi-410i</p> <p>testo 510i Certification No. MSIP-CRM-Toi-510i</p> <p>testo 549i Certification No. MSIP-CRM-Toi-549i</p> <p>testo 605i Certification No. MSIP-CRM-Toi-605i</p> <p>testo 805i Certification No. MSIP-CRM-Toi-805i</p> <p>testo 905i Certification No. MSIP-CRM-Toi-905i</p> <p>see KCC Warning</p>
Taiwan	<p>testo 115i NCC: CCAB16LP177FT0</p> <p>testo 405i NCC: CCAB16LP177AT3</p> <p>testo 410i NCC: CCAB16LP1770T1</p> <p>testo 510i NCC: CCAB16LP177DT9</p> <p>testo 549i NCC: CCAB16LP177ET1</p> <p>testo 605i NCC: CCAB16LP177BT5</p> <p>testo 805i NCC: CCAB16LP177CT7</p> <p>testo 905i NCC: CCAB16LP177GT2</p>
Turkey	Authorized
USA	<p>Product FCC ID:</p> <p>testo 115i FCC ID: 2ACVD-1115</p> <p>testo 405i FCC ID: 2ACVD-1405</p> <p>testo 410i FCC ID: 2ACVD-1410</p> <p>testo 510i FCC ID: 2ACVD-1510</p> <p>testo 549i FCC ID: 2ACVD-1549</p> <p>testo 605i FCC ID: 2ACVD-1605</p> <p>testo 805i FCC ID: 2ACVD-1805</p> <p>testo 905i FCC ID: 2ACVD-1905</p> <p>see FCC Warnings</p>
Russia	Authorized

10 Certifications

Philippines	Authorized	
South Africa	testo 115i	TA-2016/1207
	testo 405i	TA-2016/1201
	testo 410i	TA-2016/1200
	testo 510i	TA-2016/1199
	testo 549i	TA-2016/1198
	testo 605i	TA-2016/1204
	testo 805i	TA-2016/1206
	testo 905i	TA-2016/1205
Bluetooth SIG List	Bluetooth®	Range 15 m (free field) (varies with the used mobile device)
	Bluetooth® type	LSD Science & Technology Co., Ltd L Series BLE Module (08 Mai 2013) based on TI CC254X chip
	Qualified Design ID	B016552
	Bluetooth® radio class	Class 3
	Bluetooth® company ID	10274

IC Warnings

This instrument complies with Part 15C of the FCC Rules and Industry Canada RSS-210 (revision 8). Commissioning is subject to the following two conditions:

- (1) This instrument must not cause any harmful interference and
- (2) this instrument must be able to cope with interference, even if this has undesirable effects on operation.

Cet appareil satisfait à la partie 15C des directives FCC et au standard Industrie Canada RSS-210 (révision 8). Sa mise en service est soumise aux deux conditions suivantes :

- (1) cet appareil ne doit causer aucune interférence dangereuse et
- (2) cet appareil doit supporter toute interférence, y compris des interférences qui provoqueraient des opérations indésirables.

FCC Warnings

Information from the FCC (Federal Communications Commission)

For your own safety

Shielded cables should be used for a composite interface. This is to ensure continued protection against radio frequency interference.

FCC warning statement

This equipment has been tested and found to comply with the limits for a Class C digital device, pursuant to Part 15 of the FCC Rules. These limits are designed to provide reasonable protection against harmful interference in a residential installation. This equipment generates, uses and can radiate radio frequency energy and, if not installed and used in accordance with the instructions, may cause harmful interference to radio communications. However, there is no guarantee that interference will not occur in a particular installation. If this equipment does cause harmful interference to radio or television reception, which can be determined by turning the equipment off and on, the user is encouraged to try to correct the interference by one or more of the following measures:

- Reorient or relocate the receiving antenna.
- Increase the separation between the equipment and receiver.
- Connect the equipment into an outlet on a circuit different from that to which the receiver is connected.
- Consult the dealer or an experienced radio/TV technician for help.

Caution

Changes or modifications not expressly approved by the party responsible for compliance could void the user's authority to operate the equipment. Shielded interface cable must be used in order to comply with the emission limits.

Warning

This device complies with Part 15 of the FCC Rules. Operation is subject to the following two conditions:

- (1) this device may not cause harmful interference, and

10 Certifications

(2) this device must accept any interference received,
including interference that may cause undesired operation.





KCC Warning

해당 무선 설비는 운용 중 전파혼신 가능성이 있음





Japan Information


当該機器には電波法に基づく、技術基準適合証明等を受けた特定無線設備を装着している。

Module Lierda LSD4BT-S37

Product	testo 115i, testo 549i, testo 605i	
Mat.-No.	0560 2115, 0560 2549, 0560 2605	
Date	23.04.2021	
<p>i The use of the wireless module is subject to the regulations and stipulations of the respective country of use, and the module may only be used in countries for which a country certification has been granted. The user and every owner has the obligation to adhere to these regulations and prerequisites for use, and acknowledges that the re-sale, export, import etc. in particular in countries without wireless permits, is his responsibility.</p>		
Country	Comments	
Australia		E 1561
Brazil	<p>testo 605i:  04851-19-04701</p> <p>testo 549i:  04852-19-04701</p> <p>testo 115i:  04853-19-04701</p> <p>Este equipamento não tem direito à proteção contra interferência prejudicial e não pode causar interferência em sistemas devidamente autorizados</p>	
Canada	<p>Product IC ID:</p> <p>testo 115i: IC: 6127B-05602115</p> <p>testo 549i: IC: 6127B-05602549</p> <p>testo 605i: IC: 6127B-05602605</p> <p>see IC Warnings</p>	
China	testo 115i: CMIIT ID: 2020DJ5843	

10 Certifications

	<p>testo 549i: CMIIT ID: 2020DJ5838</p> <p>testo 605i: CMIIT ID: 2020DJ5782</p>
Europa + EFTA	<p></p> <p> The EU Declaration of Conformity can be found on the testo homepage www.testo.com under the product specific downloads.</p> <p>EU countries:</p> <p>Belgium (BE), Bulgaria (BG), Denmark (DK), Germany (DE), Estonia (EE), Finland (FI), France (FR), Greece (GR), Ireland (IE), Italy (IT), Latvia (LV), Lithuania (LT), Luxembourg (LU), Malta (MT), Netherlands (NL), Austria (AT), Poland (PL), Portugal (PT), Romania (RO), Sweden (SE), Slovakia (SK), Slovenia (SI), Spain (ES), Czech Republic (CZ), Hungary (HU), United Kingdom (GB), Republic of Cyprus (CY).</p> <p>EFTA countries:</p> <p>Iceland, Liechtenstein, Norway, Switzerland</p> <p>  WEEE Reg. no.: DE 75334352</p>
India	Authorized
Malaysia	<p>Type Approval Code:</p> <p>testo 115i: RGJP/21A/0321/S(21-1021)</p> <p>testo 549i: RGJP/19A/0321/S(21-1022)</p> <p>testo 605i: RGNH/02A/0321/S(21-1024)</p>
South Africa	<p>testo 115i: TA-2019/546</p> <p>testo 549i: TA-2019/548</p> <p>testo 605i: TA-2019/547</p>
Turkey	Authorized

UAE	testo 605i: ER78468/20														
USA	 <p>testo 115i: WAF-05602115</p> <p>testo 549i: WAF-05602549</p> <p>testo 605i: WAF-05602605</p> <p>see FCC Warnings</p>														
Bluetooth® Information	<table border="1"> <thead> <tr> <th>Feature</th> <th>Values</th> </tr> </thead> <tbody> <tr> <td>Bluetooth® range</td> <td>Open air: typical 100 m</td> </tr> <tr> <td>radio type</td> <td>Bluetooth® Low Energy (BLE) 4.2</td> </tr> <tr> <td>Bluetooth® radio class</td> <td>1</td> </tr> <tr> <td>Bluetooth® company</td> <td>LSD Science & Technology Co., Ltd Lierda LSD4BT_S37</td> </tr> <tr> <td>RF Band</td> <td>BT LE: 2402 – 2480MHz</td> </tr> <tr> <td>power output</td> <td>BT LE: 16.94dBm</td> </tr> </tbody> </table>	Feature	Values	Bluetooth® range	Open air: typical 100 m	radio type	Bluetooth® Low Energy (BLE) 4.2	Bluetooth® radio class	1	Bluetooth® company	LSD Science & Technology Co., Ltd Lierda LSD4BT_S37	RF Band	BT LE: 2402 – 2480MHz	power output	BT LE: 16.94dBm
Feature	Values														
Bluetooth® range	Open air: typical 100 m														
radio type	Bluetooth® Low Energy (BLE) 4.2														
Bluetooth® radio class	1														
Bluetooth® company	LSD Science & Technology Co., Ltd Lierda LSD4BT_S37														
RF Band	BT LE: 2402 – 2480MHz														
power output	BT LE: 16.94dBm														
Bluetooth® SIG List	<table border="1"> <thead> <tr> <th>Feature</th> <th>Values</th> </tr> </thead> <tbody> <tr> <td>Declaration ID</td> <td>D043363</td> </tr> <tr> <td>member company</td> <td>Testo SE & Co. KGaA</td> </tr> </tbody> </table>	Feature	Values	Declaration ID	D043363	member company	Testo SE & Co. KGaA								
Feature	Values														
Declaration ID	D043363														
member company	Testo SE & Co. KGaA														

IC Warnings

RSS-Gen & RSS-247 statement:

This device complies with Industry Canada licence-exempt RSS standard(s). Operation is subject to the following two conditions:

- (1) this device may not cause interference, and
- (2) this device must accept any interference, including interference that may cause undesired operation of the device.

10 Certifications

Le présent appareil est conforme aux CNR d'Industrie Canada applicables aux appareils radio exempts de licence. L'exploitation est autorisée aux deux conditions suivantes :

- (1) l'appareil ne doit pas produire de brouillage, et
- (2) l'utilisateur de l'appareil doit accepter tout brouillage radioélectrique subi, même si le brouillage est susceptible d'en compromettre le fonctionnement.

Caution: Radio Frequency Radiation Exposure

This equipment complies with IC radiation exposure limits set forth for an uncontrolled environment and meets the IC radio frequency (RF) Exposure Guidelines. This equipment should be installed and operated keeping the radiator at least 20 cm or more away from person's body in normal use position to ensure compliance with RF exposure requirement.

Co-Location:

This transmitter must not be co-located or operated in conjunction with any other antenna or transmitter.

Attention : exposition au rayonnement de radiofréquences

Cet équipement est conforme aux limites d'exposition aux radiofréquences IC fixées pour un environnement non contrôlé et aux Lignes directrices relatives à l'exposition aux radiofréquences (RF). Cet équipement doit être installé et utilisé en gardant le radiateur à une distance d'au moins 20 cm du corps humain en position normale d'utilisation pour garantir la conformité à l'exposition aux RF.

Co-location

Ce transmetteur ne peut pas être installé en colocation ou être utilisé avec une autre antenne ou transmetteur, quel qu'en soit le type.

FCC Warnings

Information from the FCC (Federal Communications Commission)

For your own safety

Shielded cables should be used for a composite interface. This is to ensure continued protection against radio frequency interference.

FCC warning statement

This equipment has been tested and found to comply with the limits for a Class C digital device, pursuant to Part 15 of the FCC Rules. These limits are designed to provide reasonable protection against harmful interference in a residential installation. This equipment generates, uses and can radiate radio frequency energy and, if not installed and used in accordance with the instructions, may cause harmful interference to radio communications. However, there is no guarantee that interference will not occur in a particular installation. If this equipment does cause harmful interference to radio or television reception, which can be determined by turning the equipment off and on, the user is encouraged to try to correct the interference by one or more of the following measures:

- Reorient or relocate the receiving antenna.
- Increase the separation between the equipment and receiver.
- Connect the equipment into an outlet on a circuit different from that to which the receiver is connected.
- Consult the dealer or an experienced radio/TV technician for help.

Caution

Changes or modifications not expressly approved by the party responsible for compliance could void the user's authority to operate the equipment. Shielded interface cable must be used in order to comply with the emission limits.

Warning

This device complies with Part 15 of the FCC Rules. Operation is subject to the following two conditions:
 (1) this device may not cause harmful interference, and
 (2) this device must accept any interference received, including interference that may cause undesired operation.

Caution: Radio Frequency Radiation Exposure



This equipment complies with FCC radiation exposure limits set forth for an uncontrolled environment and meets the FCC radio frequency (RF) Exposure Guidelines. Exposure Guidelines. This equipment should be installed and operated keeping the radiator at least 20 cm or more away from person's body in normal use position to ensure compliance with RF exposure requirement.

Co-Location:

This transmitter must not be co-located or operated in conjunction with any other antenna or transmitter.

Mat.-No. 型号	0560 2115 55 0560 2549 55 0560 2605 55
Country	Comments
Japan	Contains Lierda S37 BLE module

10 Certifications

	 R 201-200983 see Japan Information						
South Korea	 testo 115i: R-R-TTT-testo115i testo 549i: R-R-TTT-testo549i testo 605i: R-R-TTT-testo605i see KCC Warning						
Bluetooth® Information	<table border="1"> <thead> <tr> <th data-bbox="400 533 647 580">Feature / 特征与参数</th> <th data-bbox="647 533 1005 580">Values / 数值</th> </tr> </thead> <tbody> <tr> <td data-bbox="400 580 647 683">Bluetooth® range / 范围</td> <td data-bbox="647 580 1005 683">up to100m (328 feet) (free field /无障碍场地)</td> </tr> <tr> <td data-bbox="400 683 647 778">power output 输出功率</td> <td data-bbox="647 683 1005 778">9.37dBm</td> </tr> </tbody> </table>	Feature / 特征与参数	Values / 数值	Bluetooth® range / 范围	up to100m (328 feet) (free field /无障碍场地)	power output 输出功率	9.37dBm
Feature / 特征与参数	Values / 数值						
Bluetooth® range / 范围	up to100m (328 feet) (free field /无障碍场地)						
power output 输出功率	9.37dBm						

KCC Warning





해당 무선 설비는 운용 중 전파혼신 가능성이 있음.

Japan Information



当該機器には電波法に基づく、技術基準適合証明等を受けた特定無線設備を装着している。

Product 产品名称	testo 552i
Mat.-No. 型号	0564 1552
Date 日期	18.05.2021

i The use of the wireless module is subject to the regulations and stipulations of the respective country of use, and the module may only be used in countries for which a country certification has been granted. The user and every owner has the obligation to adhere to these regulations and prerequisites for use, and acknowledges that the re-sale, export, import etc. in particular in countries without wireless permits, is his responsibility.

Country	Comment
Australia	 E 1561
Brazil	 Agência Nacional de Telecomunicações 05188-21-04701 See Brazil Information
Canada	IC ID: 6127B-05641552 See IC Warnings
China	CMIIT ID: 2021DJ5269
Europa + EFTA	  The EU Declaration of Conformity can be found on the testo homepage www.testo.com under the product specific downloads. EU countries: Belgium (BE), Bulgaria (BG), Denmark (DK), Germany (DE), Estonia (EE), Finland (FI), France (FR), Greece (GR), Ireland (IE), Italy (IT), Latvia (LV), Lithuania (LT), Luxembourg (LU), Malta (MT), Netherlands

10 Certifications

	<p>(NL), Austria (AT), Poland (PL), Portugal (PT), Romania (RO), Sweden (SE), Slovakia (SK), Slovenia (SI), Spain (ES), Czech Republic (CZ), Hungary (HU), United Kingdom (GB), Republic of Cyprus (CY).</p> <p>EFTA countries: Iceland, Liechtenstein, Norway, Switzerland</p>  <p>WEEE Reg. no.: DE 75334352</p>																		
Hongkong	Authorized																		
Malaysia	Type Approval Code: RGQU/01A/0321/S(21-1019)																		
South Africa	TA-2020/8013																		
Turkey	Authorized																		
USA	 <p>FCC ID: WAF-05641552</p> <p>See FCC Warnings</p>																		
Bluetooth® Information	<table border="1"> <thead> <tr> <th>Feature</th> <th>Values</th> </tr> <tr> <th>特征与参数</th> <th>数值</th> </tr> </thead> <tbody> <tr> <td>Bluetooth® range / 范围</td> <td>up to 150m (490 feet) (free field / 无障碍场地)</td> </tr> <tr> <td>radio type</td> <td>Bluetooth® Low Energy (BLE) 4.2</td> </tr> <tr> <td>型号</td> <td></td> </tr> <tr> <td>company</td> <td>LSD Science & Technology Co., Ltd</td> </tr> <tr> <td>制造商</td> <td>Lierda LSD4BT_S37</td> </tr> <tr> <td>RF Band</td> <td>2402 – 2480MHz</td> </tr> <tr> <td>射频频段</td> <td></td> </tr> </tbody> </table>	Feature	Values	特征与参数	数值	Bluetooth® range / 范围	up to 150m (490 feet) (free field / 无障碍场地)	radio type	Bluetooth® Low Energy (BLE) 4.2	型号		company	LSD Science & Technology Co., Ltd	制造商	Lierda LSD4BT_S37	RF Band	2402 – 2480MHz	射频频段	
Feature	Values																		
特征与参数	数值																		
Bluetooth® range / 范围	up to 150m (490 feet) (free field / 无障碍场地)																		
radio type	Bluetooth® Low Energy (BLE) 4.2																		
型号																			
company	LSD Science & Technology Co., Ltd																		
制造商	Lierda LSD4BT_S37																		
RF Band	2402 – 2480MHz																		
射频频段																			

	power output 输出功率	15.22dBm
Bluetooth® SIG Listing	Feature 特征与参数	Values 数值
	Declaration ID	D043363
	member company	Testo SE & Co. KGaA

IC Warnings**CAN ICES-003(B)/NMB-003(B):**

This Class B digital apparatus complies with Canadian ICES-003.

Cet appareil numérique de la classe [B] est conforme à la norme NMB-003 du Canada.

RSS-Gen & RSS-247 statement:

This device complies with Industry Canada licence-exempt RSS standard(s).

Operation is subject to the following two conditions:

- (1) this device may not cause interference, and
- (2) this device must accept any interference, including interference that may cause undesired operation of the device.

Le présent appareil est conforme aux CNR d'Industrie Canada applicables aux appareils radio exempts de licence.

L'exploitation est autorisée aux deux conditions suivantes :

- (1) l'appareil ne doit pas produire de brouillage, et
- (2) l'utilisateur de l'appareil doit accepter tout brouillage radioélectrique subi, même si le brouillage est susceptible d'en compromettre le fonctionnement.

Caution: Radio Frequency Radiation Exposure

This equipment complies with IC radiation exposure limits set forth for an uncontrolled environment and meets the IC radio frequency (RF) Exposure Guidelines. This equipment should be installed and

10 Certifications

operated keeping the radiator at least 20 cm or more away from person's body in normal use position to ensure compliance with RF exposure requirement.

Co-Location:

This transmitter must not be co-located or operated in conjunction with any other antenna or transmitter.

Attention : exposition au rayonnement de radiofréquences

Cet équipement est conforme aux limites d'exposition aux radiofréquences IC fixées pour un environnement non contrôlé et aux Lignes directrices relatives à l'exposition aux radiofréquences (RF). Cet équipement doit être installé et utilisé en gardant le radiateur à une distance d'au moins 20 cm du corps humain en position normale d'utilisation pour garantir la conformité à l'exposition aux RF.

Co-location

Ce transmetteur ne peut pas être installé en colocation ou être utilisé avec une autre antenne ou transmetteur, quel qu'en soit le type.

FCC Warnings

Information from the FCC (Federal Communications Commission)

For your own safety

Shielded cables should be used for a composite interface. This is to ensure continued protection against radio frequency interference.

FCC warning statement

This equipment has been tested and found to comply with the limits for a Class B digital device, pursuant to Part 15 of the FCC Rules. These limits are designed to provide reasonable protection against harmful interference in a residential installation. This equipment generates, uses and can radiate radio frequency energy and, if not installed and used in accordance with the instructions, may cause harmful interference to radio communications. However, there is no guarantee that interference will not occur in a particular installation. If this equipment does cause harmful interference to radio or television reception, which can be determined by turning the equipment off and on, the user is encouraged to try to correct the interference by one or more of the following measures:

- Reorient or relocate the receiving antenna.
- Increase the separation between the equipment and receiver.
- Connect the equipment into an outlet on a circuit different from that to which the receiver is connected.
- Consult the dealer or an experienced radio/TV technician for help.

Caution

Changes or modifications not expressly approved by the party responsible for compliance could void the user's authority to operate the equipment. Shielded interface cable must be used in order to comply with the emission limits.

Warning

This device complies with Part 15 of the FCC Rules.

Operation is subject to the following two conditions:

- (1) this device may not cause harmful interference, and
- (2) this device must accept any interference received, including interference that may cause undesired operation.

Caution: Radio Frequency Radiation Exposure

This equipment complies with FCC radiation exposure limits set forth for an uncontrolled environment and meets the FCC radio frequency (RF) Exposure Guidelines. This equipment should be installed and operated keeping the radiator at least 20 cm or more away from person's body in normal use position to ensure compliance with RF exposure requirement.

Co-Location:

This transmitter must not be co-located or operated in conjunction with any other antenna or transmitter.



Brazil Information

Este equipamento não tem direito à proteção contra interferência prejudicial e não pode causar interferência em sistemas devidamente autorizados. Este equipamento não é apropriado para uso em ambientes domésticos, pois poderá causar interferências eletromagnéticas que obrigam o usuário a tomar medidas necessárias para minimizar estas interferências.

Para maiores informações, consulte o site da Anatel –

<https://www.gov.br/anatel/pt-br/>

10 Certifications

Mat.-No. 型号	0564 1552 55						
Country	Comments						
Japan	Contains Lierda S37 BLE module  R 201-200983 see Japan Information						
South Korea	 R-R-te2-05641552 See KCC Warning						
Bluetooth® Information	<table border="1"> <thead> <tr> <th>Feature 特征与参数</th> <th>Values 数值</th> </tr> </thead> <tbody> <tr> <td>Bluetooth® range / 范围</td> <td>up to 100m (328 feet) (free field / 无障碍场地)</td> </tr> <tr> <td>power output 输出功率</td> <td>9.37dBm</td> </tr> </tbody> </table>	Feature 特征与参数	Values 数值	Bluetooth® range / 范围	up to 100m (328 feet) (free field / 无障碍场地)	power output 输出功率	9.37dBm
Feature 特征与参数	Values 数值						
Bluetooth® range / 范围	up to 100m (328 feet) (free field / 无障碍场地)						
power output 输出功率	9.37dBm						

KCC Warning

해당 무선 설비는 운용 중 전파혼신 가능성이 있음.





Japan Information

当該機器には電波法に基づく、技術基準適合証明等を受けた特定無線設備を装着している。



Product 产品名称	testo 915i
Mat.-No.	0560 1915

型号	
Date	29.10.2021
日期	

i The use of the wireless module is subject to the regulations and stipulations of the respective country of use, and the module may only be used in countries for which a country certification has been granted. The user and every owner has the obligation to adhere to these regulations and prerequisites for use, and acknowledges that the re-sale, export, import etc. in particular in countries without wireless permits, is his responsibility.

Country	Comments
Australia	 E 1561
Brazil	 <p>Agência Nacional de Telecomunicações</p> <p>14309-21-04701</p> <p>See Brazil Information</p>
Canada	<p>IC ID: 6127B-05601915</p> <p>See ISED Warnings</p>
China	CMIIT ID: 2021DJ5252
Europa + EFTA	  The EU Declaration of Conformity can be found on the testo homepage www.testo.com under the product specific downloads. <p>EU countries: Belgium (BE), Bulgaria (BG), Denmark (DK), Germany (DE), Estonia (EE), Finland (FI), France (FR), Greece (GR), Ireland (IE), Italy (IT), Latvia (LV), Lithuania (LT), Luxembourg (LU), Malta (MT), Netherlands (NL), Austria (AT), Poland (PL), Portugal (PT), Romania (RO), Sweden (SE), Slovakia (SK), Slovenia (SI), Spain (ES), Czech Republic (CZ), Hungary (HU), United Kingdom (GB), Republic of Cyprus (CY).</p>

10 Certifications

	<p>EFTA countries: Iceland, Liechtenstein, Norway, Switzerland</p>  <p>WEEE Reg. no.: DE 75334352</p>														
Hongkong	Authorized														
Malaysia	Type Approval Code: RGOF/05A/0321/S(21-1025)														
Turkey	Authorized														
USA	 <p>FCC ID: WAF-05601915</p> <p>See FCC Warnings</p>														
Bluetooth® Information	<table border="1"> <thead> <tr> <th>Feature</th> <th>Values</th> </tr> <tr> <th>特征与参数</th> <th>数值</th> </tr> </thead> <tbody> <tr> <td>Bluetooth® range / 范围</td> <td>up to 150m (490 feet) (free field /无障碍场地)</td> </tr> <tr> <td>radio type 型号</td> <td>Bluetooth® Low Energy (BLE) 4.2</td> </tr> <tr> <td>company 制造商</td> <td>LSD Science & Technology Co., Ltd Lierda LSD4BT_S37</td> </tr> <tr> <td>RF Band 射频频段</td> <td>2402 – 2480MHz</td> </tr> <tr> <td>power output 输出功率</td> <td>13.70dBm</td> </tr> </tbody> </table>	Feature	Values	特征与参数	数值	Bluetooth® range / 范围	up to 150m (490 feet) (free field /无障碍场地)	radio type 型号	Bluetooth® Low Energy (BLE) 4.2	company 制造商	LSD Science & Technology Co., Ltd Lierda LSD4BT_S37	RF Band 射频频段	2402 – 2480MHz	power output 输出功率	13.70dBm
Feature	Values														
特征与参数	数值														
Bluetooth® range / 范围	up to 150m (490 feet) (free field /无障碍场地)														
radio type 型号	Bluetooth® Low Energy (BLE) 4.2														
company 制造商	LSD Science & Technology Co., Ltd Lierda LSD4BT_S37														
RF Band 射频频段	2402 – 2480MHz														
power output 输出功率	13.70dBm														

Bluetooth® SIG Listing	Feature	Values
	特征与参数	数值
	Declaration ID	D043363
	member company	Testo SE & Co. KGaA

EU SAR Information

The SAR limit of Europe is 2.0 W/kg. The highest SAR value reported for 0560 1915 under testing standard for use in hand is 0.275W/kg.

This device and its antenna(s) must not be co-located or operating in conjunction with any other antenna or transmitter.

ISED Warnings

CAN ICES-003(B)/NMB-003(B):

This Class B digital apparatus complies with Canadian ICES-003.

Cet appareil numérique de la classe [B] est conforme à la norme NMB-003 du Canada.

RSS-Gen & RSS-247 statement:

This device complies with Industry Canada licence-exempt RSS standard(s).

Operation is subject to the following two conditions:

- (1) this device may not cause interference, and
- (2) this device must accept any interference, including interference that may cause undesired operation of the device.

Le présent appareil est conforme aux CNR d'Industrie Canada applicables aux appareils radio exempts de licence.

L'exploitation est autorisée aux deux conditions suivantes :

- (1) l'appareil ne doit pas produire de brouillage, et
- (2) l'utilisateur de l'appareil doit accepter tout brouillage radioélectrique subi, même si le brouillage est susceptible d'en compromettre le fonctionnement.

10 Certifications

ISED SAR warning:

The highest SAR value reported under this standard during product certification for use in the hand is 0.450W/kg.

Co-Location:

This transmitter must not be co-located or operated in conjunction with any other antenna or transmitter.

Avertissement DAS d'ISED:

La valeur DAS la plus élevée rapportée durant la prise en main pour utilisation selon la norme standard de certification de produit est de 0,450 W / kg.

Co-location

Ce transmetteur ne peut pas être installé en colocation ou être utilisé avec une autre antenne ou transmetteur, quel qu'en soit le type.

FCC Warnings

Information from the FCC (Federal Communications Commission)

For your own safety

Shielded cables should be used for a composite interface. This is to ensure continued protection against radio frequency interference.

FCC warning statement

This equipment has been tested and found to comply with the limits for a Class B digital device, pursuant to Part 15 of the FCC Rules. These limits are designed to provide reasonable protection against harmful interference in a residential installation. This equipment generates, uses and can radiate radio frequency energy and, if not installed and used in accordance with the instructions, may cause harmful interference to radio communications. However, there is no guarantee that interference will not occur in a particular installation. If this equipment does cause harmful interference to radio or television reception, which can be determined by turning the equipment off and on, the user is encouraged to try to correct the interference by one or more of the following measures:

- Reorient or relocate the receiving antenna.
- Increase the separation between the equipment and receiver.
- Connect the equipment into an outlet on a circuit different from that to which the receiver is connected.
- Consult the dealer or an experienced radio/TV technician for help.

Caution

Changes or modifications not expressly approved by the party responsible for compliance could void the user's authority to operate the equipment. Shielded interface cable must be used in order to comply with the emission limits.

Warning

This device complies with Part 15 of the FCC Rules.

Operation is subject to the following two conditions:

- (1) this device may not cause harmful interference, and
- (2) this device must accept any interference received, including interference that may cause undesired operation.

FCC SAR warning:

The SAR limit of USA (FCC) is 1.6 W/kg averaged over one gram of tissue. The highest SAR value reported under this standard during product certification of 0560 1915 (FCC ID:WAF-05601915) for use when properly worn in the hand is 0.450 W/kg.

Co-Location:

This transmitter must not be co-located or operated in conjunction with any other antenna or transmitter.



Brazil Information

Este equipamento não tem direito à proteção contra interferência prejudicial e não pode causar interferência em sistemas devidamente autorizados. Este equipamento não é apropriado para uso em ambientes domésticos, pois poderá causar interferências eletromagnéticas que obrigam o usuário a tomar medidas necessárias para minimizar estas interferências.

Para maiores informações, consulte o site da Anatel –

<https://www.gov.br/anatel/pt-br/>

10 Certifications

Mat.-No. 型号	0560 1915 08							
Country	Comments							
Japan	Contains Lierda S37 BLE module  R201-200983 see Japan Information							
South Korea	 R-R-te2-05601915 See KCC Warning							
Bluetooth® Information	<table border="1"> <thead> <tr> <th>Feature 特征与参数</th> <th>Values 数值</th> </tr> </thead> <tbody> <tr> <td>Bluetooth® range / 范围</td> <td>up to 100m (328 feet) (free field / 无障碍场地)</td> </tr> <tr> <td>power output 输出功率</td> <td>9.37dBm</td> </tr> </tbody> </table>	Feature 特征与参数	Values 数值	Bluetooth® range / 范围	up to 100m (328 feet) (free field / 无障碍场地)	power output 输出功率	9.37dBm	
Feature 特征与参数	Values 数值							
Bluetooth® range / 范围	up to 100m (328 feet) (free field / 无障碍场地)							
power output 输出功率	9.37dBm							

KCC Warning

해당 무선 설비는 운용 중 전파혼신 가능성이 있음.

Japan Information

当該機器には電波法に基づく、技術基準適合証明等を受けた特定無線設備を装着している。



Testo SE & Co. KGaA

Celsiusstraße 2

79822 Titisee-Neustadt

Germany

Telefon: +49 7653 681-0

E-Mail: info@testo.de

Internet: www.testo.com